


Temple Geometry

During the Edo period (1603-1867) of Japanese history, geometrical puzzles were hung in the holy temples as offerings to the gods and as challenges to worshippers.

This is one such problem.

Inside a large circle with radius $2r$, two circles of radius r are drawn.

Four smaller circles, of radius p , are drawn to touch the large circle and the circles of radius r .



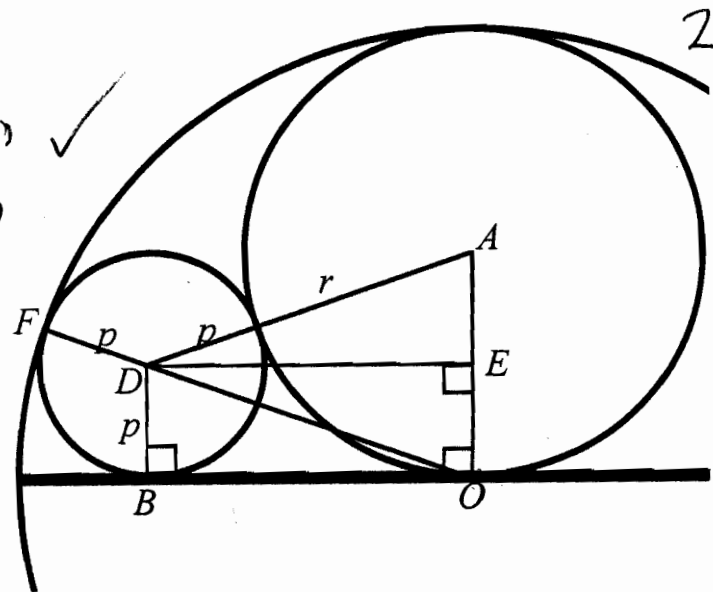
The following questions will help you to find the relationship between r and p

- In the right triangle DOB , explain why the length of OD is $2r - p$

\overline{FO} is radius of large circle ($2r$) ✓

\overline{FD} is radius of small circle (p)

$$\overline{OD} = \overline{FO} - \overline{FD} = 2r - p$$



2. Use the Pythagorean theorem in triangle DOB to find an expression for OB^2 .

$$\begin{aligned} \overline{OB}^2 + p^2 &= (2rp)^2 \\ \overline{OB}^2 + p^2 &= 4r^2 - 4rp + p^2 \\ \overline{OB}^2 &= 4r^2 - 4rp \end{aligned}$$

3. In the right triangle ADE, explain why the length of AE is $r - p$.

$$\overline{AO} = r \quad \overline{EO} = \overline{DB} = p \quad \overline{AE} = \overline{AO} - \overline{EO} = r - p$$

✓ 2
✓ 1

4. Use the Pythagorean theorem in triangle ADE to find an expression for ED^2 .

$$\begin{aligned} \overline{DE}^2 &= \overline{AD}^2 - \overline{AE}^2 = (r+p)^2 - (r-p)^2 = r^2 + 2rp + p^2 - (r^2 - 2rp + p^2) \\ \overline{ED}^2 &= 4rp \end{aligned}$$

✓ 2

5. Use your results from questions 2 and 4, and the fact that $OB = ED$ to show that $r = 2p$

$$\overline{OB}^2 = \overline{ED}^2 \quad 4rp = 4r^2 - 4rp \quad 8rp = 4r^2 \quad 2rp = r^2 \quad 2p = r$$

✓ 2

6. Show that the shaded area of the diagram has area πr^2 .

$$\begin{aligned} \text{shaded Area} &= \pi(2r)^2 - 2\pi(r)^2 - 4\pi\left(\frac{1}{2}r\right)^2 \\ &= 4\pi r^2 - 2\pi r^2 - \pi r^2 \\ &= \pi r^2 \end{aligned}$$

✓ 1

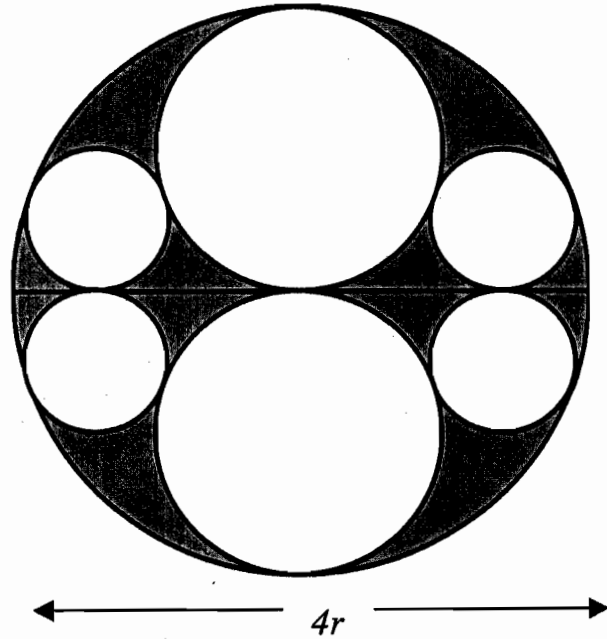
Temple Geometry

During the Edo period (1603-1867) of Japanese history, geometrical puzzles were hung in the holy temples as offerings to the gods and as challenges to worshippers.

This is one such problem.

Inside a large circle with radius $2r$, two circles of radius r are drawn.

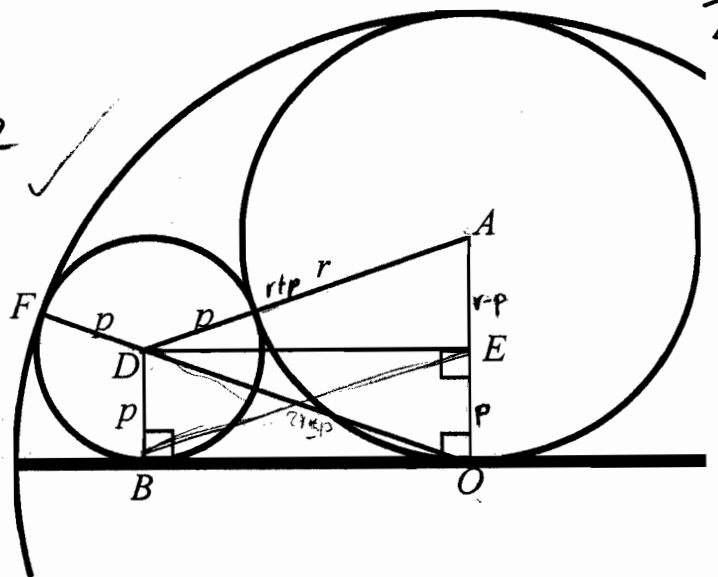
Four smaller circles, of radius p , are drawn to touch the large circle and the circles of radius r .



The following questions will help you to find the relationship between r and p

1. In the right triangle DOB , explain why the length of OD is $2r - p$

OF is the radius of the large circle and DF is the radius of the smallest. The length of OD must be $OF - FD = 2r - p$.



2. Use the Pythagorean theorem in triangle DOB to find an expression for OB^2 .

$$OB^2 + DB^2 = DO^2 \quad \text{or } OB = 2\sqrt{r^2 - rp}$$

$$OB^2 + p^2 = (2r - p)^2$$

$$OB^2 = 4r^2 + p^2 - 4rp - p^2$$

$$OB^2 = 4r^2 - 4rp \quad \checkmark$$

2

3. In the right triangle ADE, explain why the length of AE is $r - p$.

0

4. Use the Pythagorean theorem in triangle ADE to find an expression for ED^2 .

$$ED^2 = 4rp \quad \checkmark$$

2

$$AE^2 + DE^2 = AD^2$$

$$ED^2 + (r - p)^2 = (r + p)^2$$

$$ED^2 = r^2 + p^2 + 2rp - (r^2 + p^2 + 2rp)$$

$$ED^2 = 4rp \quad \text{or } ED = 2\sqrt{rp}$$

5. Use your results from questions 2 and 4, and the fact that $OB = ED$ to show that $r = 2p$

By substituting in the equations, the end results

$$r = 2p$$

Because DEOB is a rectangle, $OB = ED$, by substituting,
 $OB = ED$ (square both sides) $\rightarrow r^2 - rp = rp$
 $OB^2 = ED^2$
 $4r^2 - 4rp = 4rp \quad \checkmark$
 $r - p = p$
 $r = 2p \quad \checkmark$

2

6. Show that the shaded area of the diagram has area πr^2 .

1

0

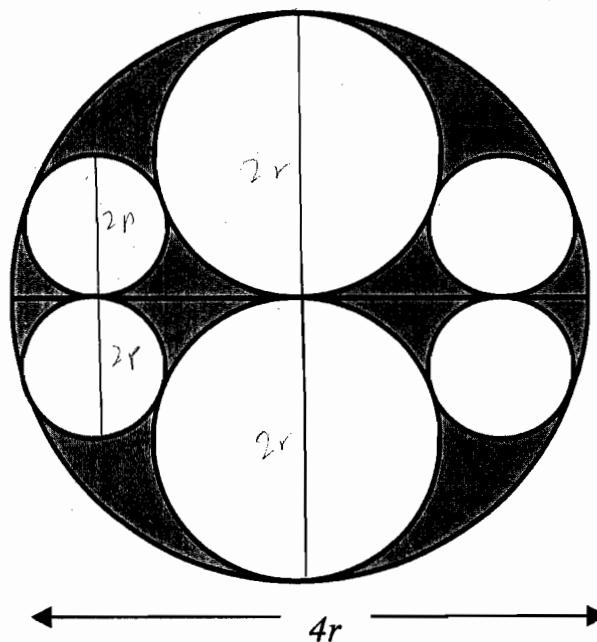
Temple Geometry

During the Edo period (1603-1867) of Japanese history, geometrical puzzles were hung in the holy temples as offerings to the gods and as challenges to worshippers.

This is one such problem.

Inside a large circle with radius $2r$, two circles of radius r are drawn.

Four smaller circles, of radius p , are drawn to touch the large circle and the circles of radius r .



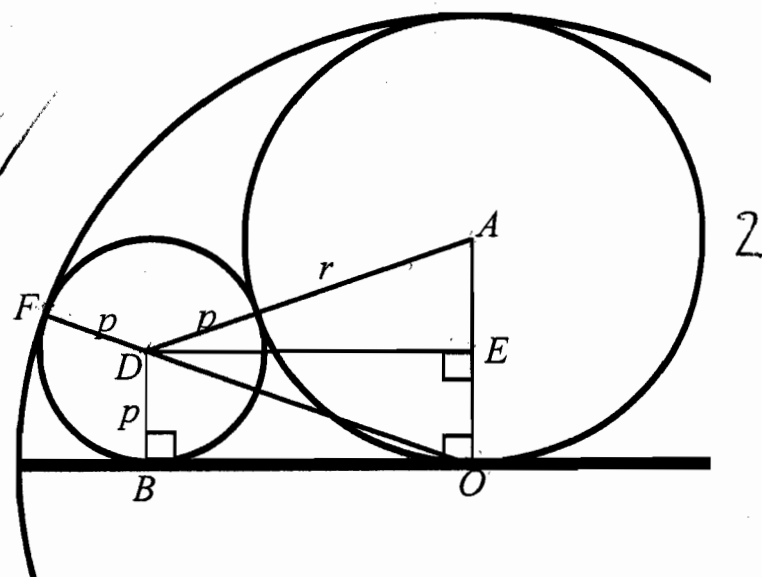
The following questions will help you to find the relationship between r and p

1. In the right triangle DOB , explain why the length of OD is $2r - p$

$$\overline{OD} = \overline{OF} - \overline{FD}$$

$$\overline{OD} = 2r - p$$

()



2. Use the Pythagorean theorem in triangle DOB to find an expression for OB^2 .

$$DB^2 + OB^2 = DO^2$$

$$p^2 + OB^2 = (2r-p)^2$$

$$OB^2 = (2r-p)(2r-p) - p^2$$

$$OB^2 = 4r^2 - 2pr - 2pr - p^2$$

$$OB^2 = 4r^2 - 4pr - p^2$$

✓ 2

3. In the right triangle ADE, explain why the length of AE is $r - p$.

$\overline{DE} \parallel \overline{BO}$, $\overline{DB} \parallel \overline{EO}$, because of rt \angle s. Thus, $\overline{DB} \cong \overline{EO} = p$

$$AO = r$$

$$AE = AO - EO$$

$$AE = r - p$$

1

4. Use the Pythagorean theorem in triangle ADE to find an expression for ED^2 .

$$\rightarrow AD = p+r \quad AE = r-p \quad (r-p)^2 + ED^2 = (p+r)^2$$

$$ED^2 = p^2 + 2pr + r^2 - (r^2 - 2pr + p^2)$$

$$ED^2 = 4pr$$

✓ 2

5. Use your results from questions 2 and 4, and the fact that $OB = ED$ to show that $r = 2p$

$$p = \frac{r}{2}$$

$$\rightarrow 4r^2 - 4pr = 4pr \quad 4r^2 = 8pr \quad r = 2p$$

2

6. Show that the shaded area of the diagram has area πr^2 .

$$\text{Big circle} = 4r^2\pi$$

$$2 \text{ medium circles} = 2\pi r^2$$

$$4 \text{ small circles} = 4p^2\pi \quad 4\left(\frac{r}{2}\right)^2\pi = 4\frac{r^2}{4}\pi = r^2\pi$$

$$4\pi r^2$$

$$2\pi r^2$$

$$\pi r^2$$

$$\pi r^2$$

1

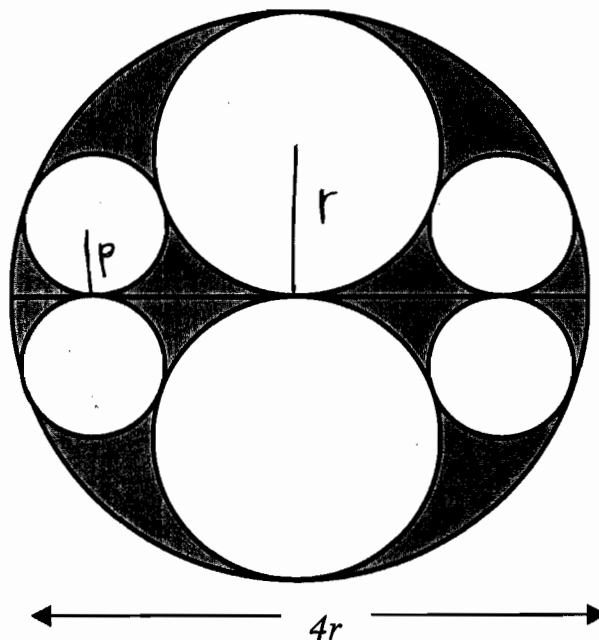
Temple Geometry

During the Edo period (1603-1867) of Japanese history, geometrical puzzles were hung in the holy temples as offerings to the gods and as challenges to worshippers.

This is one such problem.

Inside a large circle with radius $2r$, two circles of radius r are drawn.

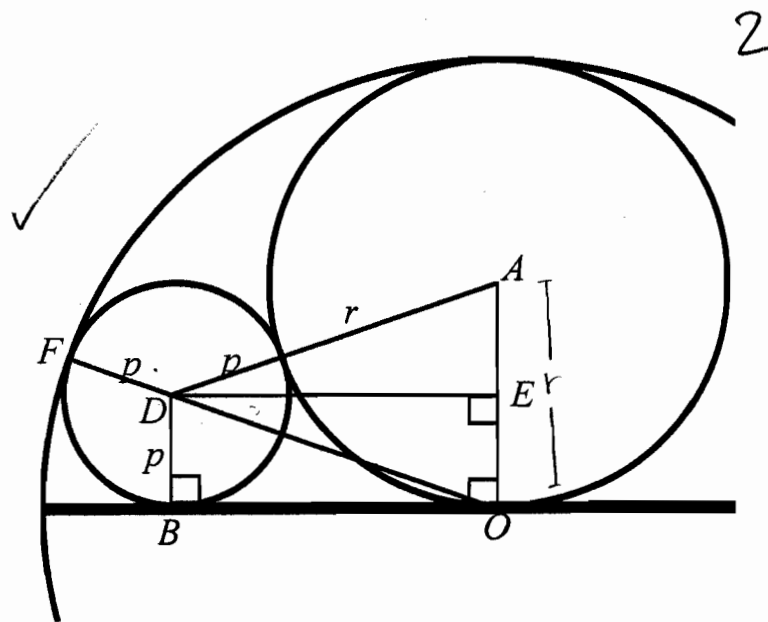
Four smaller circles, of radius p , are drawn to touch the large circle and the circles of radius r .



The following questions will help you to find the relationship between r and p .

- In the right triangle DOB , explain why the length of OD is $2r - p$.

OD is $2r - p$ because the radius of the big circle is $2r$, and the radius of small is p . $\overline{OD} + p = 2r$. (all radii of a $\odot \cong$) To get \overline{OD} , $\overline{OD} = 2r - p$



2. Use the Pythagorean theorem in triangle DOB to find an expression for OB^2 .

$$OB^2 + p^2 = (2r - p)^2 \quad OB^2 = 4r^2 - 4rp + p^2 - p^2$$

$$OB^2 = 4r^2 - 4rp \quad \checkmark$$

2

3. In the right triangle ADE, explain why the length of AE is $r - p$.

^

0

4. Use the Pythagorean theorem in triangle ADE to find an expression for ED^2 .

$$ED^2 + (r - p)^2 = (p + r)^2; \quad ED^2 + r^2 - 2pr + p^2 = p^2 + 2pr + r^2.$$

$$ED^2 = p^2 + 2pr + r^2 - r^2 + 2pr - p^2; \quad ED^2 = 4pr \quad \checkmark$$

$$(r - p)(r - p) \quad (p + r)(p + r)$$

2

5. Use your results from questions 2 and 4, and the fact that $OB = ED$ to show that $r = 2p$

$$\text{Since } OB = ED, \sqrt{4r^2 - 4rp} = \sqrt{4pr}; \quad 4r^2 - 4rp = 4pr; \quad 4r^2 = 8rp;$$

$$r^2 = 2rp; \quad r = 2p \quad \checkmark$$

2

6. Show that the shaded area of the diagram has area πr^2 .

$$\text{area of circle} = \pi \text{radius}^2; \quad \text{big circle} = \pi(2r)^2 = \pi 4r^2. \quad \text{medium}$$

$$\text{circle} = \pi r^2. \quad \text{Since } r = 2p, \quad 2 \text{ small circle's area} = 1 \text{ medium.} \quad \checkmark$$

$$\text{so } 2 \text{ medium} + 4 \text{ small} = \pi r^2 + \pi r^2 + \pi r^2, \quad \text{so } \pi 3r^2; \quad \pi 4r^2 - \pi 3r^2 = \pi r^2$$

1

Temple Geometry

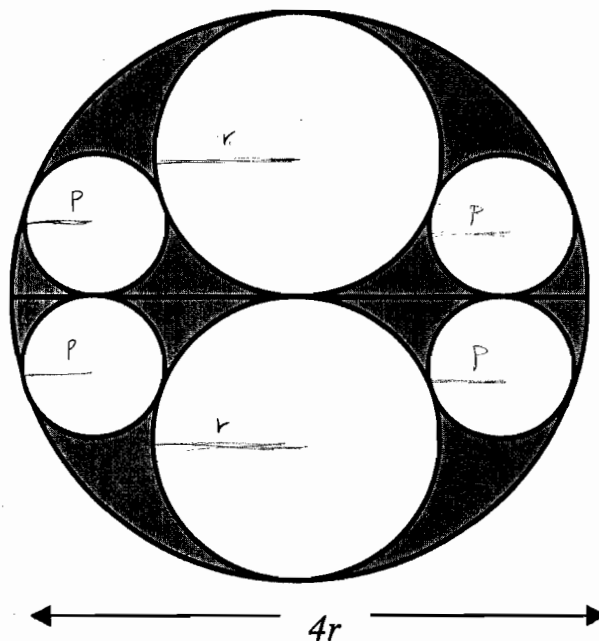
During the Edo period (1603-1867) of Japanese history, geometrical puzzles were hung in the holy temples as offerings to the gods and as challenges to worshippers.

This is one such problem.

Inside a large circle with radius $2r$, two circles of radius r are drawn.

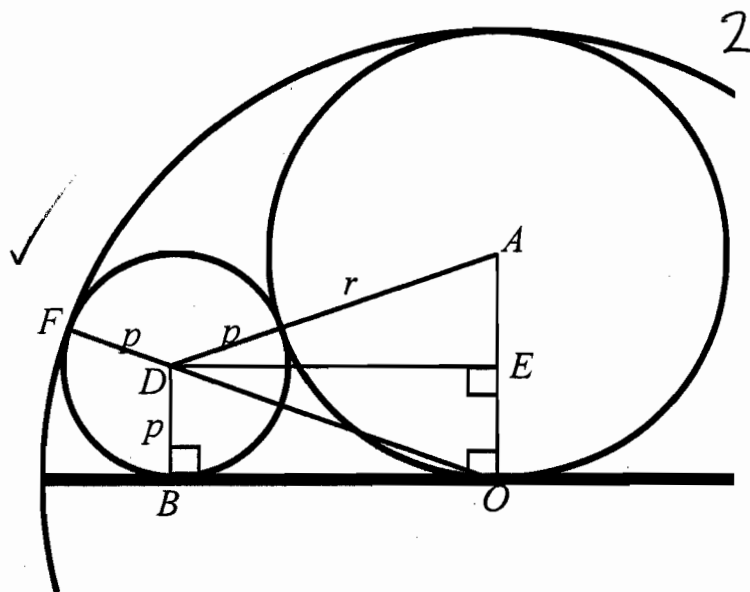
Four smaller circles, of radius p , are drawn to touch the large circle and the circles of radius r .

The following questions will help you to find the relationship between r and p



- In the right triangle DOB , explain why the length of OD is $2r - p$

\overline{OD} is $2r - p$ because $\overline{OD} + \overline{FD} = 2r$
since that line draws the radius of
the largest circle. \overline{FD} is the radius
of the smallest circle so $\overline{OF} - \overline{FD} = \overline{OD}$ and
by substituting the radii values you get
 $2r - p$.



2. Use the Pythagorean theorem in triangle DOB to find an expression for OB^2 .

$$\begin{aligned} (2r-p)(2r-p) & \quad (2r-p)^2 - (p)^2 = OB^2 \\ 4r^2 - 2pr - 2pr + p & \quad 4r^2 - 4pr + p^2 - p^2 = OB^2 \\ & \quad 4r(r-p) = OB^2 \end{aligned}$$

2

3. In the right triangle ADE, explain why the length of AE is $r - p$.

$\overline{AO} = r$ $\overline{OE} \cong \overline{DB}$ because all \angle s are 90° making it a rectangle. $\overline{DB} \cong p$ so $\overline{OE} \cong p$
 $\overline{AO} - \overline{OE} = \overline{AE}$
 $r - p = \overline{AE}$

1

4. Use the Pythagorean theorem in triangle ADE to find an expression for ED^2 .

$$\begin{aligned} (r+p)^2 - (r-p)^2 &= ED^2 \\ ED^2 &= 4pr \\ (r+p)(r+p) & \quad (-r+p)(-r+p) \\ r^2 + pr + pr + p^2 & \quad r^2 - pr - pr + p^2 \\ r^2 + 2pr + p^2 & \quad r^2 - 2pr + p^2 \end{aligned}$$

2

5. Use your results from questions 2 and 4, and the fact that $OB = ED$ to show that $r = 2p$

$$\begin{aligned} \overline{OB} \cong \overline{ED} \text{ so } 4r^2 - 4pr &= 4pr \\ 4r^2 &= 8pr \text{ so } r = 2p \\ \frac{4r^2}{4r} & \quad \frac{8pr}{4r} \end{aligned}$$

2

6. Show that the shaded area of the diagram has area πr^2 .

$$\begin{aligned} \text{Area of largest circle} &= 4\pi r^2 & \quad 2\pi r^2 & \quad 4\pi r^2 \\ \text{Area of 2 circles w/ radius } r &= 2\pi r^2 & \quad + \pi r^2 & \quad - 3\pi r^2 \\ \text{Area of 4 circles w/ radius } \frac{r}{2} &= \pi r^2 & \quad \pi r^2 & \quad \checkmark \end{aligned}$$

1